

## One-pot Amberlite IR-120 Catalysed Synthesis of Glycosyl Dihydropyridones<sup>#</sup>

Vinod K. Tiwari<sup>†</sup>, Neetu Tewari, Diksha Katiyar, and Rama P. Tripathi<sup>\*</sup>

Division of Medicinal Chemistry, Central Drug Research Institute, Lucknow, India

Received May 16, 2007; accepted May 23, 2007; published online September 24, 2007  
© Springer-Verlag 2007

**Summary.** The one-pot reaction of  $\beta$ -glycosyl amino acids with  $\beta$ -ketoesters in the presence of Amberlite IR-120 resin and 4 Å molecular sieve in refluxing toluene resulted in the respective dihydropyridones in fair to good yields.

**Keywords.**  $\beta$ -Glycosyl  $\beta$ -amino acid; Dihydropyridones; C-Nucleosides; Amberlite IR 120 resin;  $\beta$ -Ketoesters.

### Introduction

Dihydropyridones are useful and interesting building blocks for the synthesis of a large number of heterocyclic compounds of great biological significance [1, 2]. Because of their aminoenone moiety, these can be used in nucleophilic addition (both 1,2- and 1,4-addition), electrophilic substitution, and enolate alkylation reactions [3]. The utility of substituted dihydropyridones as organic building blocks is well documented [3, 4] and can be summarized in Fig. 1. Very recently, (2*R*)-hydroxymethyldihydropyridinone has been successfully used as a versatile chiral building block for the synthesis of several piperidine alkaloids [5].

Due to the growing interest in synthesis and medicinal applications of dihydropyridones, their practical preparative protocol is of paramount importance for medicinal and synthesis chemists. Earlier reported methods for their synthesis include (i) the use of organometallics and 1-acyl salts of 4-methoxy

pyridine [6a, b], (ii) conversion of  $\beta$ -aryl- $\beta$ -amino acids to dihydropyridones [6c–e], (iii) hetero *Diels-Alder* reaction of aromatic imines in presence of a chiral catalyst [6f–i], (iv) palladium catalyzed carbonylation of vinyl oxazolidinones followed by enolisation and then stereoselective quench with a diverse range of electrophiles [7a], (v) multi-step conversion of aryl amino acids into 2,3-dihydropyridones [7b], (vi) *via*  $\beta,\gamma$ -unsaturated- $\alpha$ -bromoketene/imine cycloaddition to 3-bromo-5,6-dihydropyridin-2-ones [7c], (vii) reacting methoxyallene with isothiocyanates, iodomethane followed by electrocyclization [7d], (viii) four-component reaction of phosphonate, nitriles, aldehydes, and isocyanacetates to afford functionalized 3-isocyano-3,4-dihydro-2-pyridones [7e], (ix) a very recent report using sulfinimine derived *N*-sulfinyl- $\delta$ -amino- $\beta$ -ketophosphonates, where the phosphoryldihydropyridone thus obtained was efficiently used for the synthesis of (–)-myrtine [7f], and (x) treating 2-(2-acetyl-1-methyl-3-oxobutyl)-*N*-aryl-3,3-bis(ethylthio)acrylamides (obtained by  $\text{BF}_3\text{OEt}_2$  catalysed reaction of hydroxyketene-*S,S*-acetals and active methylene compounds) with NaOH and then with  $\text{TiCl}_4$  in presence of  $\text{NEt}_3$  [7g].

However, most of these synthesis methods are associated with one or the other limitations, such as low availability of starting material, or employment of harsh reaction conditions, involvement of toxic chemicals, long reaction times, and moreover two or more steps and thus, the synthesis of dihydropyridones has become a field of increasing interest in synthesis organic chemistry during the past few years.

<sup>#</sup> CDRI communication No. 6470

<sup>†</sup> Present address: Department of Chemistry, Faculty of Science, Banaras Hindu University, Varanasi-221005, India.  
E-mail: tiwari\_chem@yahoo.co.in

<sup>\*</sup> Corresponding address: E-mail: rpt\_56@yahoo.com

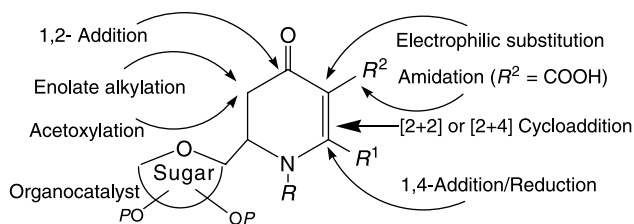


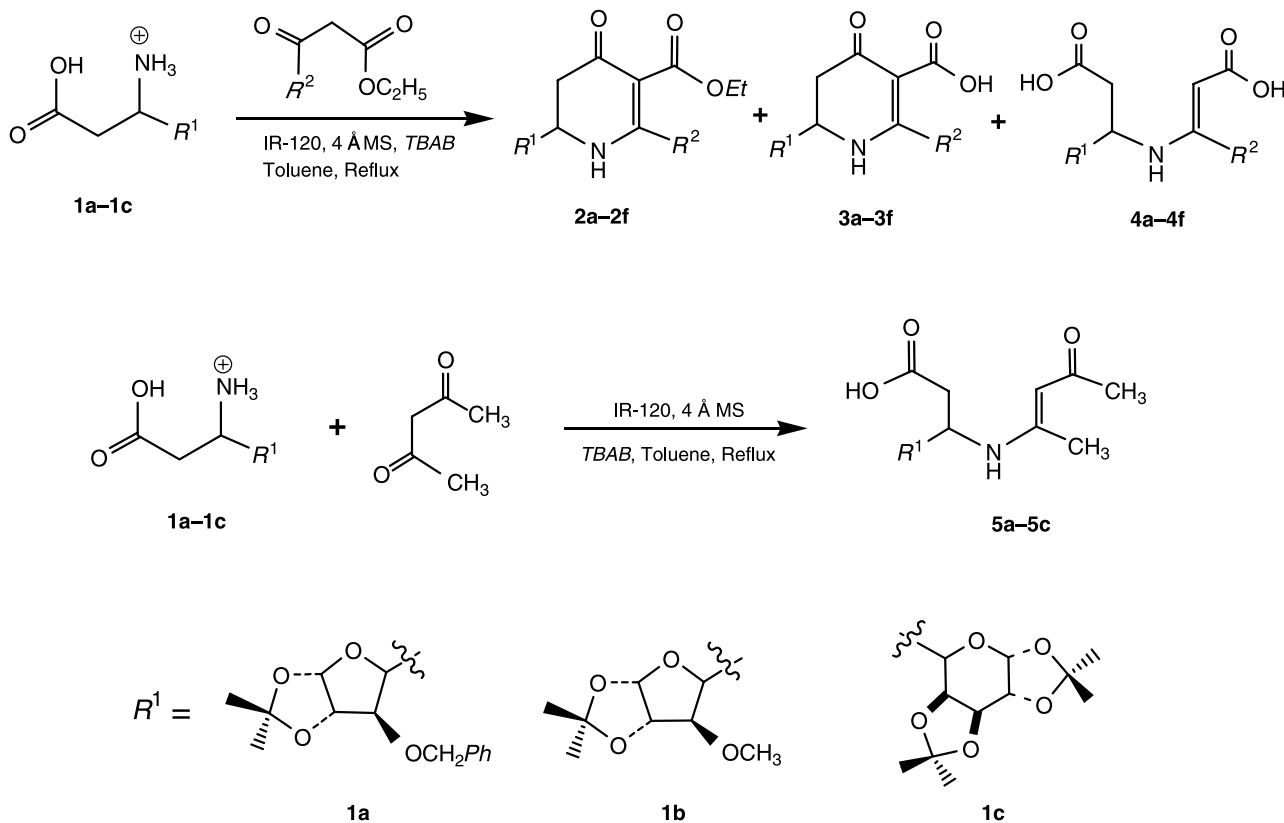
Fig. 1. Synthesis utility of 2,3-dihydro-4-pyridones

## Results and Discussion

In continuation of our work on the development of biologically active compounds from sugars [8, 9], we have also reported a two-step process for the synthesis of glycosyl dihydropyridones (C-nucleoside), which involves Amberlite IR-120 catalysed synthesis of glycosyl enamines followed by NaH mediated cyclization [10]. In this NaH mediated cyclization method it is sometimes difficult to isolate the products and the yields of dihydropyridones are also not encouraging. This has led to search for an alternative method for their synthesis. We thought if glycosyl

amino acids instead of esters are used the resulting enamine having a carboxyl substituent would lead *via* an acid catalysis to a carbocation, which would be attacked by the electron rich  $\beta$ -carbon of the enamine to give the dihydropyridone. Thus, condensation of 5-(amino-3-*O*-benzyl-5,6-dideoxy-1,2-*O*-isopropylidene- $\alpha$ -D-gluco- and - $\beta$ -L-ido-1,4-furanos-5-yl)hepturonic acid (**1a**) [8e] with ethyl acetoacetate in presence of IR-120 resin and 4 Å MS in refluxing toluene resulted in the formation of a mixture of three products over a long reaction period. The products were isolated by column chromatography and were characterized as glycosyl 2,3-dihydropyridones **2a** and **3a** with 5-carbomethoxy and 5-carboxy substituents and a dibasic acid **4a**.

Since application of a phase transfer catalyst (PTC) is known to enhance the rate of such reactions and hence it prompted us to see its effect on the progress of reaction. Thus, addition of tetrabutylammonium bromide (*TBAB*) to the above reaction led to reduce the time period to 2 hours and better yields of cyclized dihydropyridones were observed. The same reaction of the above glycosyl amino acid **1a**



Scheme 1

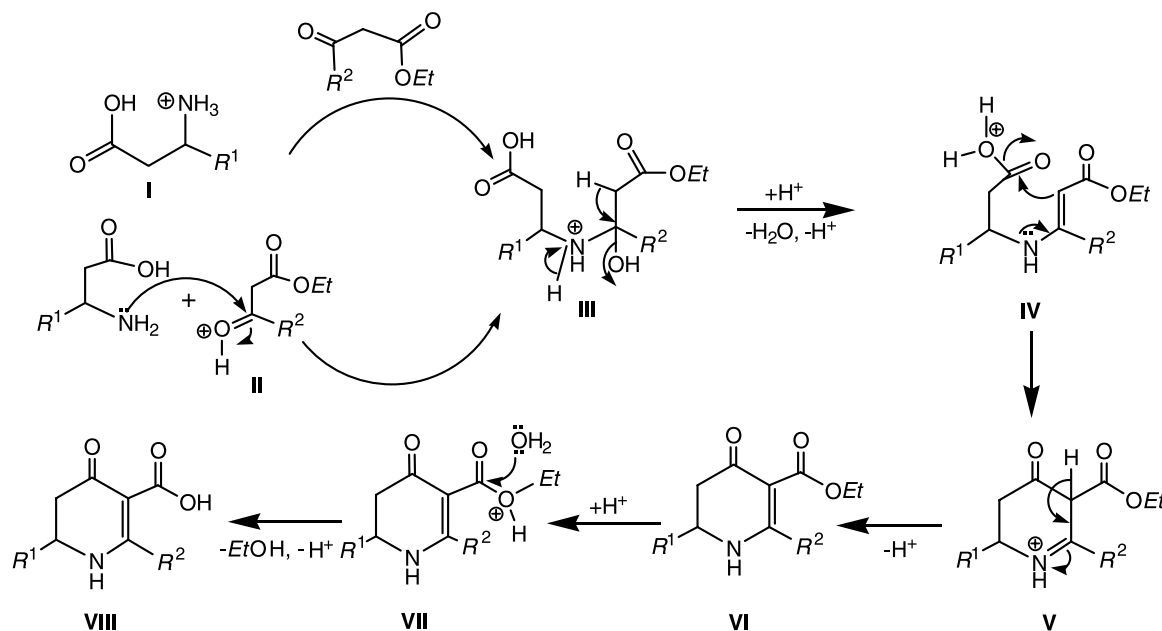


Fig. 2. Proposed mechanism

with ethyl butyrylacetate resulted in the formation of three products, the cyclized dihydropyridones with 5-carboxy **2b**, 5-carboxy substituent **3b** and dibasic acid **4b** in the ratio 60:20:20. However, the reaction of glycosyl amino acid **1a** and acetylacetone after several hours of refluxing in toluene with or without *TBAB* resulted only in the uncyclized enamino monobasic acid **5a** in 85% isolated yield, similar to our earlier observation [10]. Similarly, the reaction of glycosyl amino acids **1b** [8e] and **1c** [9a,b] with ethyl acetoacetate and ethyl butyrylacetate in refluxing toluene in presence of molecular sieve resulted in the formation of cyclized dihydropyridones **2** and **3** with carboxy and carboxy substituents and dibasic acid **4**. Compounds **1b** and **1c** on similar reaction with acetylacetone here too gave only uncyclised monobasic acids **5b** and **5c** in 80 and 85% yield.

To the best of our knowledge this is the first report of an IR-120 resin catalysed synthesis of glycosyl dihydropyridones. The method is very simple as it requires only filtration and evaporation of solvent followed by purification by column chromatography.

The mechanism proposed for the above condensation reaction involves protonation of the  $\beta$ -keto oxygen and then nucleophilic attack by the amino functionality of  $\beta$ -glycosyl  $\beta$ -amino acids to the same  $\beta$ -keto carbonyl carbon resulting in a tetrahedral intermediate **III**. The latter may undergo dehy-

dration, yield to formation of  $\beta$ -glycosyl enamine that on further protonation at acid functionality **IV** followed by simultaneous intramolecular nucleophilic attack by the carbanion to the electrophilic carbonyl carbon species, and subsequent removal of proton would result in formation of the glycosyl dihydropyridones **VI**. The corresponding acids **VIII** may be results of IR-120 resin catalysed subsequent hydrolysis of **VII**, *i.e.*, the removal of  $C_2H_5OH$  from that of the glycosyl dihydropyridones **VII** as shown in Fig. 2.

In conclusion, we developed a new, simple, and economical method for the synthesis of glycosyl dihydropyridones, which may serve as scaffolds for the stereoselective synthesis of diverse classes of compounds of biological significance. The method may be extended to other  $\beta$ -amino acids too.

## Experimental

Glassware was dried over an open flame before use in connection with an inert atmosphere ( $N_2$ ) and solvents were evaporated under reduced pressure at temperature  $<55^\circ C$ . Thin layer chromatography (TLC) was performed using silica gel 60 F-254 plates with  $I_2$  vapors as detecting agents followed by spraying with 5%  $H_2SO_4$  in ethanol. Silica gel (230–400 mesh) was used for column chromatography. *TMS* (0.0 ppm) was used as an internal standard in  $^1H$  NMR and  $CDCl_3$  (77.0 ppm) in  $^{13}C$  NMR. Infrared spectra were recorded from KBr pellets by a Perkin Elemer RX-1 spectrometer. Element-

tal analyses were performed on a Perkin-Elmer 2400 C, H, N analyzer and values were found to be within  $\pm 0.4\%$  of the calculated values. Unless otherwise stated, all materials were obtained from commercial suppliers Sigma Aldrich Company and Spectrochem Pvt. Ltd. and were used without further purification.

#### General Procedure for the Synthesis of Compounds

A mixture of 1.0 g  $\beta$ -glycosyl- $\beta$ -amino acid (**1a**; 2.74 mmol), 0.45 cm<sup>3</sup> ethyl acetoacetate (2.89 mmol) and 0.5 g Amberlite IR-120 resin in presence of 0.5 g molecular sieve (4 Å) and 0.2 g TBAB in 20 cm<sup>3</sup> anhydr. toluene fitted with a Dean-Stark apparatus to remove water formed during reaction, was refluxed under magnetic stirring for 3 h. The resin and molecular sieve were filtered off and the solvent was evaporated under reduced pressure. The residue obtained was chromatographed over SiO<sub>2</sub> column using a gradient starting from CHCl<sub>3</sub>:MeOH (98:2) to give 0.71 g **2a** (60%) as colorless oil. Further elution of column with CHCl<sub>3</sub>:MeOH (94:6) afforded 0.19 g **3a** (16%) along with dibasic acid **4a**.

#### 6-(3'-O-Benzyl-1',2'-O-isopropylidene- $\alpha$ -D-xylofuranos-4'-yl)-3-carbethoxy-2-methyl-1,4,5,6-tetrahydropyridine-4-one (**2a**, C<sub>23</sub>H<sub>29</sub>NO<sub>7</sub>)

Yield 60%; colorless oil, FAB MS:  $m/z = 432$  [M + H]<sup>+</sup>; IR (KBr):  $\bar{\nu} = 3414, 1720, 1640, 1540$  cm<sup>-1</sup>; <sup>1</sup>H NMR (300 MHz, CDCl<sub>3</sub>):  $\delta = 7.32$  (m, 5H, Ar-H), 5.95 (d,  $J = 3.6$  Hz, 1H, H-1'), 5.89 (bs, 1H, NH), 4.68 (d,  $J = 11.7$  Hz, 1H, OCH<sub>A</sub>Ph), 4.66 (d,  $J = 3.6$  Hz, 1H, H-2'), 4.48 (d,  $J = 11.7$  Hz, 1H, OCH<sub>B</sub>Ph), 4.26 (q,  $J = 7.4$  Hz, 2H, OCH<sub>2</sub>CH<sub>3</sub>), 4.12 (m, 2H, H-4', H-6), 3.97 (d,  $J = 3.1$  Hz, 1H, H-3'), 2.38 (m, 2H, H-5), 2.22 (s, 3H, C=CCH<sub>3</sub>), 1.50, 1.33 [2s, each 3H, C(CH<sub>3</sub>)<sub>2</sub>], 1.28 (t,  $J = 7.1$  Hz, 3H, OCH<sub>2</sub>CH<sub>3</sub>) ppm; <sup>13</sup>C NMR (75 MHz, CDCl<sub>3</sub>):  $\delta = 187.1$  (COCH<sub>2</sub>), 167.0 (COOC<sub>2</sub>H<sub>5</sub>), 165.7 (NC=C), 136.6 (Ar-C), 129.1, 128.9, 128.3 (Ar-CH), 112.6 [ $>C(CH_3)_2$ ], 105.3 (NC=C), 104.2 (C-1'), 82.2 (C-2'), 81.7 (C-4'), 81.0 (C-3'), 72.6 (OCH<sub>2</sub>Ph), 60.5 (OCH<sub>2</sub>CH<sub>3</sub>), 51.6 (C-6), 38.3 (C-5), 27.1, 26.5 [ $2 \times >C(CH_3)_2$ ], 14.7 (OCH<sub>2</sub>CH<sub>3</sub>) ppm.

#### 6-(3'-O-Benzyl-1',2'-O-isopropylidene- $\alpha$ -D-xylofuranos-4'-yl)-3-carbethoxy-2-propyl-1,4,5,6-tetrahydropyridine-4-one (**2b**, C<sub>25</sub>H<sub>33</sub>NO<sub>7</sub>)

According to the procedure described for **2a** [10]. Yield 55%; colorless oil, FAB MS:  $m/z = 460$  [M + H]<sup>+</sup>; IR (KBr):  $\bar{\nu} = 3268$  (NH), 1705 (OC=O), 1547 (N-C=C) cm<sup>-1</sup>; <sup>1</sup>H NMR (300 MHz, CDCl<sub>3</sub>):  $\delta = 7.31$  (m, 5H, Ar-H), 5.96 (d,  $J = 3.6$  Hz, 1H, H-1'), 5.90 (bs, 1H, NH), 4.69 (d, 1H,  $J = 11.7$  Hz, OCH<sub>A</sub>Ph), 4.68 (d,  $J = 3.6$  Hz, 1H, H-2'), 4.48 (d, 1H,  $J = 11.7$  Hz, OCH<sub>B</sub>Ph), 4.25 (q,  $J = 7.2$  Hz, 2H, OCH<sub>2</sub>CH<sub>3</sub>), 4.19 (dd,  $J = 6.0$  Hz, 9.6 Hz, 1H, H-4'), 3.99 (m, 1H, H-6), 3.93 (d,  $J = 3.3$  Hz, 1H, H-3'), 2.40 (m, 4H, H-5, CH<sub>2</sub>CH<sub>2</sub>CH<sub>3</sub>), 1.60 (m, 2H, CH<sub>2</sub>CH<sub>2</sub>CH<sub>3</sub>), 1.57, 1.31 [2s, each 3H, C(CH<sub>3</sub>)<sub>2</sub>], 1.28 (t,  $J = 7.8$  Hz, 3H, OCH<sub>2</sub>CH<sub>3</sub>), 0.88 (t,  $J = 7.5$  Hz, 3H, CH<sub>2</sub>CH<sub>2</sub>CH<sub>3</sub>) ppm; <sup>13</sup>C NMR (CDCl<sub>3</sub>):  $\delta = 186.6$  (COCH<sub>2</sub>), 173.0 (COOEt), 168.1 (NC=C), 136.8, 135.7 (Ar-C), 128.1, 127.8, 127.3 (Ar-CH), 111.6, 110.6 [ $C(CH_3)_2$ ], 104.7, 104.3 (C-1), 81.5 (NC=CH), 81.2, 80.2,

77.2 (C-2, C-3, C-4), 71.5 (OCH<sub>2</sub>Ph), 59.4 (OCH<sub>2</sub>CH<sub>3</sub>), 53.3 (C=CH<sub>2</sub>CH<sub>2</sub>), 50.8 (C-5), 38.9, 37.3 (C=CCH<sub>2</sub>CH<sub>2</sub>CH<sub>3</sub>), 32.3 (C-6), 26.5, 25.9 [ $2 \times >C(CH_3)_2$ ], 14.1, 13.7 ( $2 \times CH_3$ ) ppm.

#### 6-(1',2':3'4'-Di-O-isopropylidene- $\alpha$ -D-galactopentapyranos-5'-yl)-3-carbethoxy-2-methyl-1,4,5,6-tetrahydropyridine-4-one (**2c**, C<sub>20</sub>H<sub>29</sub>NO<sub>8</sub>)

According to the procedure described for **2a** [10]. Chromatographed over silica gel using *n*-hexane:ethyl acetate (65:35). Yield 62% as colorless oil; MS FAB:  $m/z = 412$  [M + H]<sup>+</sup>; IR (neat):  $\bar{\nu} = 3381$  (NH), 1702 (OC=O), 1632 (N-C=C) cm<sup>-1</sup>; <sup>1</sup>H NMR (CDCl<sub>3</sub>, 200 MHz):  $\delta = 5.55$  (d,  $J = 4.9$  Hz, 1H, diastereomeric H-1'), 4.64 (dd,  $J = 7.9, 2.4$  Hz, 1H, H-3'), 4.37, 4.35 (dd,  $J = 4.9, 2.4$  Hz, 1H, H-2'), 4.20 (m, 3H, H-4', OCH<sub>2</sub>CH<sub>3</sub>), 3.89 (m, 1H, H-6), 3.75 (d,  $J = 7.6$  Hz, 1H, H-5'), 2.69, 2.52 (2m, each 1H, H-5<sub>A</sub>, H-5<sub>B</sub>), 2.29 (s, 3H, C=CCH<sub>3</sub>), 1.50, 1.43 (2s, each 3H, C(CH<sub>3</sub>)<sub>2</sub>), 1.32 (s, 6H, C(CH<sub>3</sub>)<sub>2</sub>), 1.23 (t,  $J = 7.0$  Hz, 3H, diastereomeric OCH<sub>2</sub>CH<sub>3</sub>) ppm; <sup>13</sup>C NMR (CDCl<sub>3</sub>, 50 MHz):  $\delta = 187.63$  (C=O), 167.03 (COOC<sub>2</sub>H<sub>5</sub>), 166.03 (NC=C), 110.21, 109.56 [ $2 \times >C(CH_3)_2$ ], 104.32 (NC=C), 96.66 (C-1'), 71.21 (C-3'), 70.90 (C-2'), 68.72 (C-4'), 65.87 (C-5'), 60.47 (OCH<sub>2</sub>CH<sub>3</sub>), 52.67, 51.70 (C-6), 37.99, 37.44 (C-5), 26.38, 26.19, 25.26, 24.49 [ $2 \times >C(CH_3)_2$ ], 22.19, 22.10 (C=CCH<sub>3</sub>), 14.75 (OCH<sub>2</sub>CH<sub>3</sub>) ppm.

#### 6-(1',2':3'4'-Di-O-isopropylidene- $\alpha$ -D-galactopentapyranos-5'-yl)-3-carbethoxy-2-propyl-1,4,5,6-tetrahydropyridine-4-one (**2f**, C<sub>22</sub>H<sub>33</sub>NO<sub>8</sub>)

According to the procedure described for **2a**. Chromatographed over silica gel using *n*-hexane:ethyl acetate (70:30). Yield 63% as colorless oil; MS FAB:  $m/z = 440$  [M + H]<sup>+</sup>; IR  $\bar{\nu} = 3380$  (NH), 1710 (OC=O), 1550 (N-C=C) cm<sup>-1</sup>; <sup>1</sup>H NMR (CDCl<sub>3</sub>, 200 MHz):  $\delta = 5.53$  (d,  $J = 4.9$  Hz, 1H, diastereomeric H-1'), 4.64 (dd,  $J = 7.4, 2.4$  Hz, 1H, H-3'), 4.35 (dd,  $J = 4.9, 2.2$  Hz, 1H, H-2'), 4.25 (m, 3H, H-4', OCH<sub>2</sub>CH<sub>3</sub>), 3.90 (m, 1H, H-6), 3.78 (d,  $J = 7.6$  Hz, 1H, H-5'), 2.53 (m, 4H, H-5, CH<sub>2</sub>CH<sub>2</sub>CH<sub>3</sub>), 1.61 (2m, 2H, CH<sub>2</sub>CH<sub>2</sub>CH<sub>3</sub>), 1.48, 1.44 [2s, each 3H, C(CH<sub>3</sub>)<sub>2</sub>], 1.33 [s, 6H, C(CH<sub>3</sub>)<sub>2</sub>], 1.27 (t,  $J = 7.7$  Hz, 3H, diastereomeric OCH<sub>2</sub>CH<sub>3</sub>), 0.96 (t,  $J = 7.4$  Hz, 3H, diastereomeric CH<sub>2</sub>CH<sub>2</sub>CH<sub>3</sub>); <sup>13</sup>C NMR (CDCl<sub>3</sub>, 50 MHz)  $\delta = 206.5$  (C=O), 166.5 (COOEt), 165.03 (NC=C), 109.9, 109.2 [ $2 \times >C(CH_3)_2$ ], 103.3 (NC=C), 96.9 (C-1'), 71.9 (C-3'), 71.4 (C-2'), 71.0 (C-4'), 67.2, 66.9 (C-5'), 62.9 (OCH<sub>2</sub>CH<sub>3</sub>), 47.9, 47.5 (C-6), 50.8, 50.1 (-CH<sub>2</sub>CH<sub>2</sub>CH<sub>3</sub>), 49.8, 45.6 (C-5), 26.2, 25.3 [ $2 \times C(CH_3)_2$ ], 17.2 (-CH<sub>2</sub>CH<sub>2</sub>CH<sub>3</sub>), 13.8 (OCH<sub>2</sub>CH<sub>3</sub>, CH<sub>2</sub>CH<sub>2</sub>CH<sub>3</sub>) ppm.

#### 6-(3'-O-Benzyl-1',2'-O-isopropylidene- $\alpha$ -D-xylofuranos-4'-yl)-3-carboxyl-2-methyl-1,4,5,6-tetrahydropyridine-4-one (**3a**, C<sub>21</sub>H<sub>25</sub>NO<sub>7</sub>)

Yield 16%; colorless oil, FAB MS:  $m/z = 404$  [M + H]<sup>+</sup>; IR (KBr):  $\bar{\nu} = 3400, 1715, 1650$  cm<sup>-1</sup>; <sup>1</sup>H NMR (300 MHz, CDCl<sub>3</sub>):  $\delta = 7.30$  (m, 5H, Ar-H), 5.92 (d,  $J = 3.6$  Hz, 1H, H-1'), 5.80 (bs, 1H, NH), 4.67 (d,  $J = 12.0$  Hz, 1H, OCH<sub>A</sub>Ph), 4.66 (d,  $J = 3.6$  Hz, 1H, H-2'), 4.47 (d,  $J = 12.0$  Hz, 1H, OCH<sub>B</sub>Ph), 4.10 (m, 2H, H-4', H-6), 3.95 (d,  $J = 3.0$  Hz, 1H,

H-3'), 2.36 (m, 2H, H-5), 2.20 (s, 3H, C=CCH<sub>3</sub>), 1.48, 1.30 [2s, each 3H, C(CH<sub>3</sub>)<sub>2</sub>] ppm.

6-(3'-O-Benzyl-1',2'-O-isopropylidene- $\alpha$ -D-xylofuranos-4'-yl)-3-carboxylic-2-propyl-1,4,5,6-tetrahydropyridine-4-one (**3b**, C<sub>23</sub>H<sub>29</sub>NO<sub>7</sub>)

Yield 20%; colorless oil; FAB MS:  $m/z = 432$  [M+H]<sup>+</sup>, IR (KBr):  $\bar{\nu} = 3405, 1724, 1660$  cm<sup>-1</sup>; <sup>1</sup>H NMR (200 MHz, CDCl<sub>3</sub>):  $\delta = 7.31$  (m, 5H, Ar-H), 5.96 (d,  $J = 3.6$  Hz, 1H, H-1'), 4.67 (m, 2H, H-2', OCH<sub>A</sub>Ph), 4.47 (d,  $J = 11.4$  Hz, 1H, OCH<sub>B</sub>Ph), 4.07 (m, 1H, H-4'), 3.95 (d,  $J = 3.0$  Hz, 1H, H-3'), 3.20 (m, 1H, H-6), 2.39 (m, 4H, H-5, CH<sub>2</sub>CH<sub>2</sub>CH<sub>3</sub>), 1.56 (m, 2H, CH<sub>2</sub>CH<sub>2</sub>CH<sub>3</sub>), 1.47, 1.31 [2s, each 3H, >C(CH<sub>3</sub>)<sub>2</sub>], 0.87 (t,  $J = 7.3$  Hz, 3H, CH<sub>2</sub>CH<sub>2</sub>CH<sub>3</sub>) ppm; <sup>13</sup>C NMR (50 MHz, CDCl<sub>3</sub>):  $\delta = 206.3$  (COCH<sub>2</sub>), 174.4 (COOH), 166.1 (NC=C), 136.8 (Ar-C), 128.5, 128.0 (Ar-CH), 112.3 [>C(CH<sub>3</sub>)<sub>2</sub>], 109.9 (NC=C), 104.8 (C-1'), 81.9 (C-2'), 79.4 (C-4'), 77.4 (C-3'), 71.7 (OCH<sub>2</sub>Ph), 48.7 (CH<sub>2</sub>CH<sub>2</sub>CH<sub>3</sub>), 45.61 (C-6), 45.2 (C-5), 26.7, 26.2 [2  $\times$  >C(CH<sub>3</sub>)<sub>2</sub>], 16.6 (CH<sub>2</sub>CH<sub>2</sub>CH<sub>3</sub>), 13.4 (CH<sub>2</sub>CH<sub>2</sub>CH<sub>3</sub>) ppm.

6-(1',2':3'4'-Di-O-isopropylidene- $\alpha$ -D-galactopentapyranos-5'-yl)-3-carboxylic-2-propyl-1,4,5,6-tetrahydropyridine-4-one (**3f**, C<sub>20</sub>H<sub>29</sub>NO<sub>8</sub>)

Yield 20%; colorless oil, FAB MS:  $m/z = 394$  [M-17]<sup>+</sup>; IR (KBr):  $\bar{\nu} = 3345, 1719, 1637$  cm<sup>-1</sup>; <sup>1</sup>H NMR (300 MHz, CDCl<sub>3</sub>):  $\delta = 5.54, 5.50$  (2d,  $J = 3.0$  Hz, 1H, diastereomeric H-1'), 4.59 (dd,  $J = 7.6, 1.7$  Hz, 1H, H-3'), 4.38 (m, 3H, H-2', H-4', H-5'), 4.09 (m, 1H, H-6), 2.80 (m, 2H, H-5), 2.52 (t,  $J = 7.4$  Hz, CH<sub>2</sub>CH<sub>2</sub>CH<sub>3</sub>), 1.60 (m, 2H, CH<sub>2</sub>CH<sub>2</sub>CH<sub>3</sub>), 1.50, 1.43 [2s, 6H, >C(CH<sub>3</sub>)<sub>2</sub>], 1.31 [s, 6H, [>C(CH<sub>3</sub>)<sub>2</sub>], 0.91 (t,  $J = 7.4$  Hz, 3H, CH<sub>2</sub>CH<sub>2</sub>CH<sub>3</sub>) ppm; <sup>13</sup>C NMR (75 MHz, CDCl<sub>3</sub>):  $\delta = 206.1, 205.8$  (diastereomeric COCH<sub>2</sub>), 175.1, 174.6 (NC=C), 166.1, 165.9 (COOH), 109.3, 108.7 [C(CH<sub>3</sub>)<sub>2</sub>], 96.3 (C-1', NC=C), 71.6 (C-3'), 71.0 (C-2'), 70.8 (C-4'), 66.9 (C-5'), 49.8 (CH<sub>2</sub>CH<sub>2</sub>CH<sub>3</sub>), 47.5 (C-6), 35.2 (C-5), 25.9, 25.0, 24.2 [2  $\times$  >C(CH<sub>3</sub>)<sub>2</sub>], 16.8 (CH<sub>2</sub>CH<sub>2</sub>CH<sub>3</sub>), 13.5 (CH<sub>2</sub>CH<sub>2</sub>CH<sub>3</sub>) ppm.

4(R/S)-(3'-O-Benzyl-5'-carboxyl-5'-deoxy-1',2'-O-isopropylidene- $\alpha$ -D-xylofuranos-5'-yl)aminopent-3-ene-2-one (**5a**, C<sub>22</sub>H<sub>29</sub>NO<sub>7</sub>)

According to the procedure described for **2a**, where **1a** was reacted with acetylacetone in presence of IR-120 resin and TBAB for 2 h as above gave a crude mass from which resin was filtered off and the residue obtained after evaporation of solvent was purified by column over SiO<sub>2</sub> using CHCl<sub>3</sub>:MeOH (94:6) as eluent to give **5a** in diastereoisomeric ratio (75:25) as colorless oil. Yield 85%; MS FAB:  $m/z = 420$  (M+H)<sup>+</sup>; IR (neat):  $\bar{\nu} = 3400$  (NH), 1720 (OC=O), 1614 (N-C=C) cm<sup>-1</sup>; <sup>1</sup>H NMR (CDCl<sub>3</sub>, 300 MHz)  $\delta = 10.86$  (br, s, 1H, NH), 7.34 (m, 5H, ArH); 5.92 (d,  $J = 3.8$  Hz, 1H, H-1'), 4.93 (s, 1H, C=CH), 4.68 (d,  $J = 11.7$  Hz, 1H, OCH<sub>A</sub>Ph), 4.62 (d,  $J = 3.8$  Hz, 1H, H-2'), 4.49 (d,  $J = 11.7$  Hz, 1H, OCH<sub>B</sub>Ph), 4.20 (m, 1H, H-4'), 4.05 (m, 1H, H-5'), 3.91 (d,  $J = 3.3$  Hz, 1H, H-3'), 3.41 (s, 3H, OCH<sub>3</sub>), 2.36 (m, 2H, H-6'), 2.00, 1.95 (2s, each 3H,

C=CCH<sub>3</sub>, COCH<sub>3</sub>); 1.48, 1.31 [2s, each 3H, 12H, C=CCH<sub>3</sub>, COCH<sub>3</sub>, 2  $\times$  >C(CH<sub>3</sub>)<sub>2</sub>] ppm.

## Acknowledgements

The authors thank Dr. C.M. Gupta, Director, CDRI for his encouragement and ICMR, New Delhi for financial support. We thank RSIC and CDRI staff for spectral data and micro-analysis.

## References

- [1] a) Chen C, Donald IA, Munoz B (1998) *Tetrahedron Lett* **39**: 217; b) Coutts RT, Scott JR (1971) *Can J Pharm Sci* **6**: 78; c) Stout DM, Meyers AI (1982) *Chem Rev* **82**: 22; d) Yamaguchi R, Hata E, Matsuki T, Kawanisi M (1987) *J Org Chem* **52**: 2094
- [2] a) Grenhill JV (1977) *Chem Soc Rev* **6**: 277; b) Brown JD, Foley MA, Comins DL (1988) *J Am Chem Soc* **110**: 7445; c) Rault S, Renault O, Guillon J, Dallemagne P, Pfeiffer B, Lestage P, Lebrun MC (2000) EP Patent 1, 050, 530; d) Goodman KB *et al.* (2007) *J Med Chem* **50**: 6
- [3] Cook AG (1969) *Enamines*, Marcel Dekker, New York
- [4] a) Hamblett CL, Sloman DL, Kliman LT, Adams B, Ball RG, Stanton MG (2007) *Tetrahedron Lett* **48**: 2079; b) Comins DL (1999) *J Heterocycl Chem* **36**: 1491; c) Neipp CE, Martin SF (2003) *J Org Chem* **68**: 8867; d) Comins DL, Brown JD (1986) *Tetrahedron Lett* **27**: 4549; e) Brown JD, Foley MA, Comins DL (1988) *J Am Chem Soc* **110**: 7445; f) Comins DL, LaMunyon DH (1989) *Tetrahedron Lett* **30**: 5053; g) Comins DL, Zeller E (1991) *Tetrahedron Lett* **32**: 5889; h) Imanishi T (1984) *Yakugaku Zasshi* **104**: 549
- [5] Tzanetou EN, Kasiotis KM, Magiatis P, Haroutounian SA (2007) *Molecules* **12**: 735
- [6] a) Comins DL, Killpack MO (1992) *J Am Chem Soc* **114**: 10972; b) Comins DL, Joseph SP, Goehring RR (1994) *J Am Chem Soc* **116**: 4719; c) Renault O, Guillon J, Dallemagne P, Rault S (2000) *Tetrahedron Lett* **41**: 681; d) Leflemme N, Dallemagne P, Rault S (2001) *Tetrahedron Lett* **42**: 8997; e) Leflemme N, Dallemagne P, Rault S (2002) *Synthesis* 1740; f) Yuan Y, Li X, Ding K (2002) *Org Lett* **4**: 3309; g) Waldmann H (1994) *Synthesis* 535; h) Badorrey R, Cativiela FC, Diaz-de-vellegas MD, Galvez JA (2002) *Tetrahedron* **58**: 341; i) Ming H, Struble JR, Bode JW (2006) *J Am Chem Soc* **128**: 8418
- [7] a) Anderson TF, Knight JG, Tchabanenko K (2003) *Tetrahedron Lett* **44**: 757; b) Kumar AS, Haritha B, Rao BV (2003) *Tetrahedron Lett* **44**: 4261; c) Cardillo G, Fabbri S, Gentilucci L, Perciaccante R, Piccinelli F, Tolomelli A (2004) *Tetrahedron* **60**: 5031; d) Nedolya NA, Albanov AI, Klyba LV, Zhanchipova ER (2006) *Russ J Org Chem* **42**: 455; e) Paravidino M, Bon RS, Scheffelaar R, Vugts DJ, Znabet A, Schmitz RF, Kanter FJJ, Lutz M, Spek AL, Groen MB, Orru RVA (2006) *Org Lett* **8**: 5369; f) Davis FA, Xu H, Zhang J (2007) *J Org*

- Chem **72**: 2046; g) Liu J, Liang F, Qun Liu, Bing Li (2007) Synlett **1**: 156
- [8] a) Khan AR, Tripathi RP, Tiwari VK, Mishra RC, Reddy VJM, Saxena JK (2002) J Carb Chem **21**: 591; b) Tripathi RP, Tripathi R, Tiwari VK, Bala L, Sinha S, Srivastava A, Srivastava R, Srivastava BS (2002) Eur J Med Chem **37**: 773; c) Tripathi RP, Rastogi SK, Kundu B, Saxena JK, Reddy VJM, Srivastava S, Chandra S, Bhaduri AP (2001) Comb Chem High Thro Scr **4**: 237; d) Tewari N, Mishra RC, Tiwari VK, Tripathi RP (2002) SYNLETT 1779; e) Mishra RC, Tewari N, Arora K, Ahmad R, Tripathi RP, Tiwari VK, Walter RD, Srivastava AK (2003) Combi Chem High Thro Scr **6**: 37; f) Mishra RC, Tripathi R, Katiyar D, Tewari N, Singh D, Tripathi RP (2003) Bio-Org Med Chem **11**: 5363; g) Tiwari VK, Tripathi RP (2002) Ind J Chem **41B**: 1681; h) Tiwari VK, Tewari N, Tripathi RP, Arora K, Gupta S, Srivastava AK, Khan AR, Murthy PK, Walter RD (2003) Bio Med Chem **11**: 1789
- [9] a) Katiyar D, Mishra, RC, Tripathi RP (2004) J Carbohy Chem **23**: 4; b) Mishra RC, Katiyar D, Tewari N, Tripathi RP (2004) Nucleosides, Nucleotides Nucleic Acids **23**: 531; c) Tewari N, Tiwari VK, Mishra RC, Tripathi RP, Srivastava AK, Ahmad R, Srivastava R, Srivastava BS (2003) Bio Med Chem **11**: 2911; d) Tewari N, Tiwari VK, Tripathi RP, Gaikwad A, Sinha S, Chaturvedi AK, Shukla PK, Srivastava R, Srivastava BS (2003) Bio Med Chem Lett **14**: 329; e) Katiyar D, Tiwari VK, Tewari N, Verma SS, Sinha S, Giakwad A, Srivastava A, Chaturvedi V, Srivastava R, Srivastava BS, Tripathi RP (2005) Eu J Med Chem **40**: 351; f) Tripathi RP, Tiwari VK, Tewari N, Katiyar D, Saxena N, Sinha S, Gaikwad A, Srivastava A, Chaturvedi V, Manju YK, Srivastava R, Srivastava BS (2005) Bio Med Chem **13**: 5668; g) Dwivedi N, Mishra RC, Tripathi RP (2005) Lett Org Chem **2**: 450
- [10] Tewari N, Katiyar D, Tiwari VK, Tripathi RP (2003) Tetrahedron Lett **44**: 6639